


# Animal Rescue Pole Kit



### KIT INCLUDES

- Pole
- Crook
- Pro Snare
- Pole Bag
- Kit Bag
- Rescue Net
- Clamping Float
- Swan/Bird Hook
- Rope Blade

### HOW TO USE

Attach an attachment by sliding it onto the gold collar. This will secure into place with the spring buttons. Extend the pole to desired length and use.

### MAINTENANCE & PRECAUTIONS

The sleeve fitting should be regularly tested on the pole top fitting as damage will prevent the attachment from fitting securely.


Pole Size & Material	Material	Product Code	Collapses to (m)	Weight (kg)	Float required
5 Metres	Ultra light Carbon Fibre	RRP5AN	1.8	2.1	No
9 Metres	Ultra light Carbon Fibre	RRP9AN	2.1	3.1	Yes
13 Metres	Ultra light Carbon Fibre	RRP13AN	2.4	4.7	Yes
17 Metres	Ultra light Carbon Fibre	RRP17AN	2.6	5.2	Yes

- Four extended sizes available
- Precision engineered snap-on head assembly
- Carbon Fibre material
- Strong quick release adjustable clamp
- High visibility end section
- Stored in quick release bag
- Low maintenance
- Buoyancy aid attachment
- Fail safe rope ensures pole remains intact
- One or two person operation
- Smooth action enables fast extension and retraction

**Saving valuable time on your rescues**

Telephone +44 (0)3301 595 088





"It is a very useful tool."

- Joost van Ierssel, Rescue 3 Netherlands



For easy replacements, a Stanley Blade is used in Reach and Rescue's Rope Blade.



# Rope Blade

## USES AND APPLICATIONS

For use where a rope or line needs to be severed. Also used to cut other materials, such as harnesses, strapping, fishing wire and netting.

## HOW TO USE

Attach the Rope Blade attachment onto the gold collar and remove the protective sleeve to expose the blade. Extend the pole to the required length and place over the material. Then pull down using the pole. The blade can be removed and replaced once worn or blunt.

## MAINTENANCE & PRECAUTIONS

The sleeve fitting should be regularly tested on the pole top fitting as damage will prevent the attachment from fitting securely. Ensure the blade is covered after use.

## SPECIFICATIONS

- Weight: 200g
- Depth: 3cm (Mouth Opening: 6cm)
- Blade Length: Standard 'Stanley' blade
- Material: Aluminium

STOCK CODE RRRB





# Rescue Net

## USES AND APPLICATIONS

Used for the safe rescue of small animals. Sturdy, robust and very lightweight construction. The soft mesh is knot-less and ideal for catch-and-release purposes.

## HOW TO USE

Attach the Rescue Net attachment by sliding onto the gold collar of the pole. This will secure into place with the spring buttons. Extend the pole to desired length and scoop the Rescue Net over the casualty.

## MAINTENANCE & PRECAUTIONS

The sleeve fitting should be regularly tested on the pole top fitting, as damage will prevent the attachment from fitting securely.



### SPECIFICATIONS

- 20" diameter
- 7" Handle

STOCK CODE RRRNET

**Saving valuable time on your rescues**

Telephone +44 (0)3301 595 088



# PRO. Spring Snare

## USES AND APPLICATIONS

This tool is designed to quickly ensnare an inanimate object or when the operator has no co-operation from the target; in animal rescues and retrieval of unconscious persons.

## HOW TO USE

This tool attaches to the universal sprung button sleeve. It is a spring loaded design, which needs to be reset after each snaring. The target is placed inside the loop and a light tug on the pole will release the snare, locking onto the target.

## MAINTENANCE & PRECAUTIONS

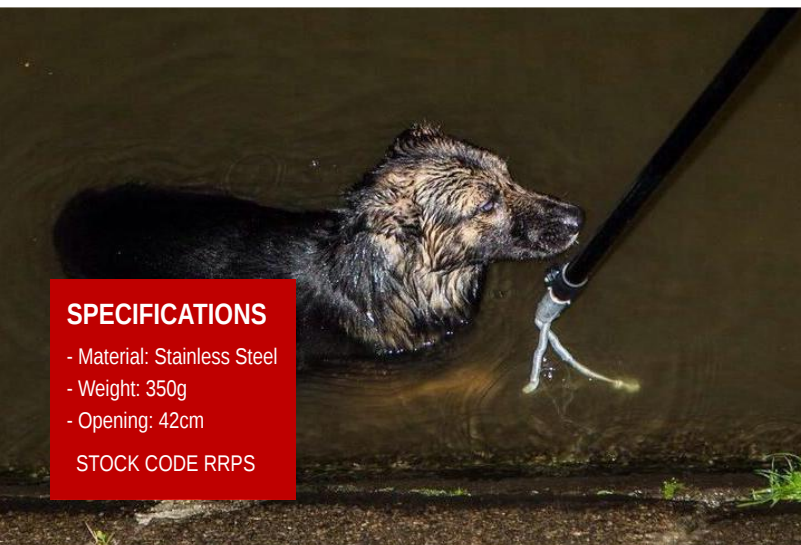
The sleeve and cable should be kept dry, clean and lightly oiled. If the spring of the cable reduces dramatically, please contact the supplier.



### Another animal life saved by the RSPCA with assistance of Reach and Rescue equipment

Happy faces in the image above as the team at the RSPCA have rescued another animal using the Reach and Rescue Pole and Pro Snare Attachment. The lamb was located down a crag near Snowdon, and thanks the long reach of our Award Winning Rescue System the endangered animal was rescued successfully. Additionally, the skilled RSPCA team responsible for the rescue were also kept safe from harm due to the Reach and Rescue Pole's providing high operator


safety by keeping rescuers out of hazardous zones. This rescue was carried out using our brilliant attachment - the Pro Snare. The advantage of The Pro Snare is that it is a spring loaded device where the loop is placed over the target (in this case the lamb) and with a light pull on the pole it will release the snare, locking onto the target. This tool is ideal for animal control and even unconscious human retrieval. Reach and Rescue endeavour to supply rescue professionals top of the range lifesaving equipment that will assist rescues in all types of situations, without putting the operators at risk in life threatening hazard zones.



### SPECIFICATIONS

- Material: Stainless Steel
- Weight: 350g
- Opening: 42cm

STOCK CODE RRPS



**Saving valuable time on your rescues**

Telephone +44 (0)3301 595 088





## POLE BAG

21



### USES & APPLICATIONS

This holds all sizes of poles and closes via velcro flaps.

### MAINTENANCE & PRECAUTIONS

Keep clean and grease free. Check the velcro for function.

### SPECIFICATIONS

- Material: Nylon
- Colour: Black
- Weight: N/A
- Dimensions: Various sizes to cover each sized pole

\*Own branding also available

STOCK CODE /  
RRPB

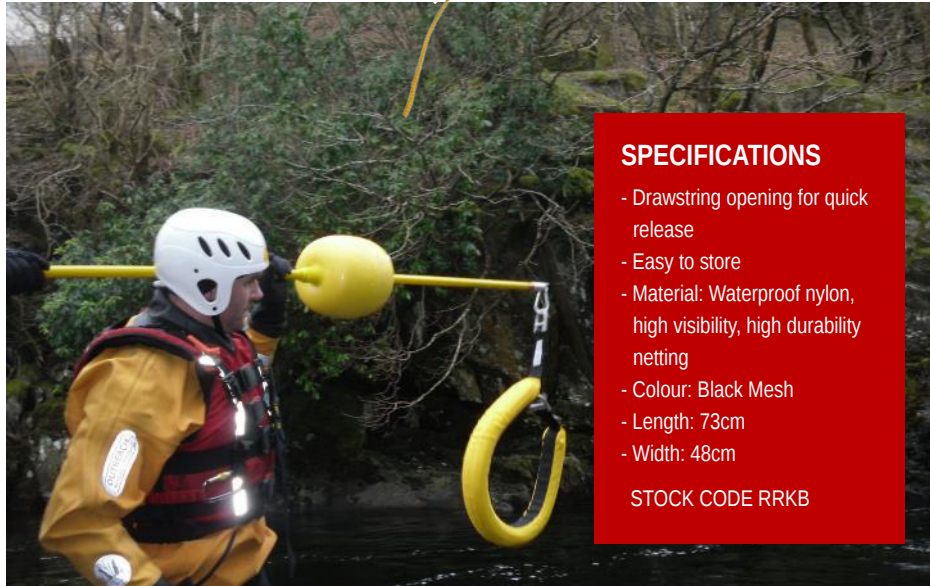


# Kit Bag

## USES AND APPLICATIONS

The Kit Bag stores attachments for your Reach and Rescue Pole Kit and/or other rescue tools.

A Reach and Rescue Kit Bag is sized to accommodate the attachments in a Reach and Rescue Pole Kit (Product Code RRUPK)



## SPECIFICATIONS

- Drawstring opening for quick release
- Easy to store
- Material: Waterproof nylon, high visibility, high durability netting
- Colour: Black Mesh
- Length: 73cm
- Width: 48cm

STOCK CODE RRKB

**Saving valuable time on your rescues**

Telephone +44 (0)3301 595 088







The Crook is a highly durable hooking tool from Reach and Rescue

# The Crook

## USES AND APPLICATIONS

The Crook is a highly durable hooking tool and is designed based on the traditional 'shepherd crook', to enable easy hooking onto the casualty. The design and stainless steel material of this attachment makes it a highly durable hooking tool. It is safe and effective for human, animal and general retrieval.

## HOW TO USE

The sleeved fitting is designed to slide over the pole top fitting, which secures it in place using a double sprung button mechanism. Use by extending the pole to the casualty with or without the clamping float (depending on distance). Once engaged, normal procedure applies.

## MAINTENANCE & PRECAUTIONS

The sleeve fitting should be regularly tested on the pole top fitting, as damage will prevent the attachment from fitting securely.

### SPECIFICATIONS

- Material: Stainless Steel
- Weight: 290g
- Length: 32cm
- Width: Opening distance of Crook 12.5cm

STOCK CODE RRCK

**Saving valuable time on your rescues**

Telephone +44 (0)3301 595 088







# Clamping Float



## USES AND APPLICATIONS

The Clamping Float is the main flotation device for use with the Reach and Rescue Pole System. Its main function is to support the pole on the surface of the water. The Clamping Float can act as an individual body buoyancy aid.

## HOW TO USE

Open the yellow top section of the Reach and Rescue Pole and insert the pole through the blue collar on the end of the float. Turn the yellow locking sleeve anti-clockwise to secure the float in place. To remove, reverse the process.

## MAINTENANCE & PRECAUTIONS

Avoid dropping the float onto hard surfaces. Wipe dry after use. Periodically check the thread is clean and grit-free. Clean with warm, soapy water if necessary. Store in Reach and Rescue's Kit Bag. Ensure the locking nut is present on the sleeve.

As these images illustrate, the Reach and Rescue **Clamping Float** enables buoyancy and supports the pole, keeping it above the water surface. It can be used in conjunction with other Reach and Rescue attachments, such as the Flotation Collar.



## SPECIFICATIONS

- Material: Plastic coated foam
- Colour: Yellow
- Weight: 850g
- Length: 30cm
- Diameter: 20cm

STOCK CODE RRF

The Clamping Float enables buoyancy and supports the pole, keeping it above water surface.





# Swan Hook



## USES AND APPLICATIONS

This animal rescue tool is designed to enable the safe and efficient retrieval of swans and other birds. Reach and Rescue's Swan Hook is used by, among many others, the RSPCA - to rescue injured and endangered birds.

## HOW TO USE

Attach the Swan Hook by sliding it onto the gold collar of the Reach and Rescue Pole. This will secure it into place with the spring buttons. Extend the pole to required length.

## MAINTENANCE & PRECAUTIONS

The sleeve fitting should be tested regularly on the pole top fitting as damage will prevent the attachment from fitting securely.

STOCK CODE RRRSH

A member of the RSPCA water rescue team said that this rescue was made possible only thanks to Reach and Rescue's unique pole and swan hook attachment.



**Tricky swan rescue made possible for the RSPCA thanks to pioneering telescopic pole from Reach and Rescue**

The RSPCA was recently called out to Hemlington Lake to rescue a swan, which was reported to be bleeding with a fishing hook and line caught in its mouth.

Fortunately, responding Water Rescue Officers were equipped with one of Reach and Rescue's revolutionary rescue

poles - the longest telescopic poles in the world. The rescue team deployed Reach and Rescue's lifesaving pole with a hook attachment to retrieve the injured bird.

Thanks to the length and directional accuracy of Reach and Rescue's poles, operators can execute a rescue without having to venture into potentially hazardous waters.

A member of the rescue team at Hemlington Lake said plainly that this rescue would not have been possible without Reach and Rescue's unique pole.